



SG Fitness Alliance

SINGAPORE'S STATE OF INDUSTRY SURVEY

– March 2021

The below details a snapshot of the Singapore Fitness Industry for the five months between 19 October 2020 and 18 March 2021. 65 companies participated in the survey and their answers are below.

1 How many full-time employees do you currently have?

1,868
(combined across all companies)

4 How many clubs/gyms/facilities do you own/rent in Singapore?

228
(combined across all companies)

2 How many part-time (including freelance) employees do you currently have?

1,580
(combined across all companies)

5 Y-o-Y comparing these past 12 months to the same period pre-COVID, have you opened or closed any physical studios/clubs/facilities?

We have shut down one or more studios/clubs/gyms

11.94% 8

Our number of studios/clubs/gyms remain the same

68.66% 46

We have opened one or more studios/clubs/gyms

19.40% 13

3 Y-o-Y comparing these past 5 months to the same period pre-COVID, has your number of employees increased or decreased?

Same or increased
58.21% 39

0-25% down
25.37% 17

25-50% down
4.48% 3

50-75% down
4.48% 3

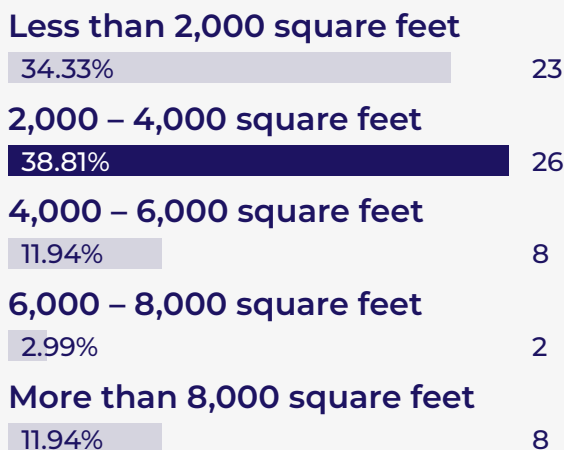
More than 75% down
0.00% 0

N/A
7.46% 5

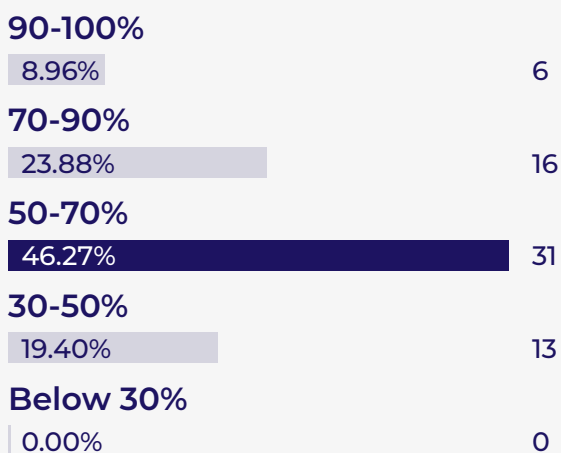
6 How many members do you serve? (Total number across all your clubs/gyms/facilities)

274,662
(combined across all companies)

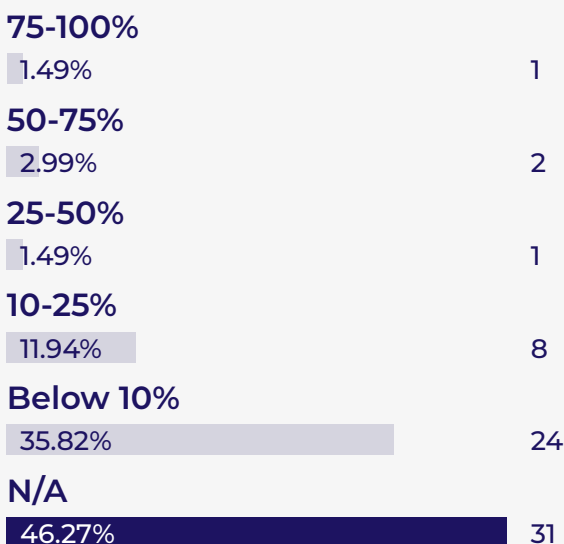
7 What is your size of your facility? (Average if multiple facilities)



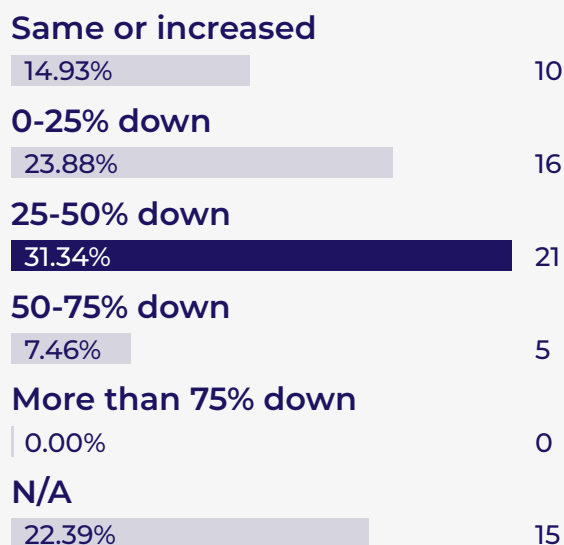
8 Given current operating restrictions (by SG Government), what capacity are you currently operating at?



9 If you are currently offering digital/ virtual solutions, how much, as a percentage of your total revenue, do they now contribute to?



10 If you are currently offering digital/ virtual solutions, how much, as a percentage of your total revenue, do they now contribute to?



11 Between 19 October 2020 and 18 March 2021, how many customer visits have you had physically in your facilities (5 month period - to- tal number of visits across all your facilities)

3,662,102
(combined across all companies)

12 Between 19 October 2020 and 18 March 2021, how many confirmed COVID cases have you had at any of your clubs/facilities? (5 month period - total number of cases across all your facilities)

2
(combined across all companies)

A list of the companies that participated is below for full transparency.

1Fiesta, Active Red, Adedance Artistic & Aerial Productions Pte Ltd, Anytime Fitness, Anytime Fitness Sembawang, Aqua Spin Pte Ltd, ATP Holdings Pte Ltd, BEATBOX Global Pte Ltd, Breathe Pilates Pte Ltd, CAYA, Cheat Day Pte Ltd, ClassPass Singapore Pte Ltd, Core Collective, Core-Fit Ltd Pte., Countryside fitness Pte Ltd, CRU, Dash Fit Pte Ltd, Elements Pilates, F45 (Amoy, River Valley, Siglap Tiong Bahru), F45 (Tampines Hub), FightZone Singapore, FIT Asia, Fitness and Martial Arts Pte. Ltd., Fitness Fearless Pte Ltd, Fitness First Singapore Pte Ltd, FitNut Loft Pte Ltd, Flyte Studio, Focus Movement, Fourward Health and fitness Singapore, Functional Training Institute, Gator Sports, Grit Fitnez SG, Gym Brigade 2.0, GymKraft Pte Ltd, Gymmboxx Pte Ltd, In & Out Fitness Pte Ltd, Kapap Academy, KH Fitness Pte Ltd, Levitise, MSC GmbH, NDJ PTE LTD, NUTRITION PRO PTE. LTD., Options Pilates Pte Ltd, OTF 1 Singapore Pte Ltd, PURE Group, R3 fitness pte ltd, Red Glove Management Pte Ltd, Rhythm Studios, Singapore Trampoline Academy, SMITECH (ASIA) PTE LTD, Spartans Boxing, STILL Boxing, Techniq Training, The Jungle MMA, TK45 Private Ltd, Tribody Fitness Pte Ltd, True Fitness Pte Ltd and True Yoga Pte Ltd, UBX Holland Village (trading as Purefit), UFC Gym Singapore, UFIT, VIRGIN ACTIVE PTE LTD, WeBarre Pte Ltd, Whistler 25 Pte Ltd (operating as Anytime Fitness Kovan) and Yoga Movement