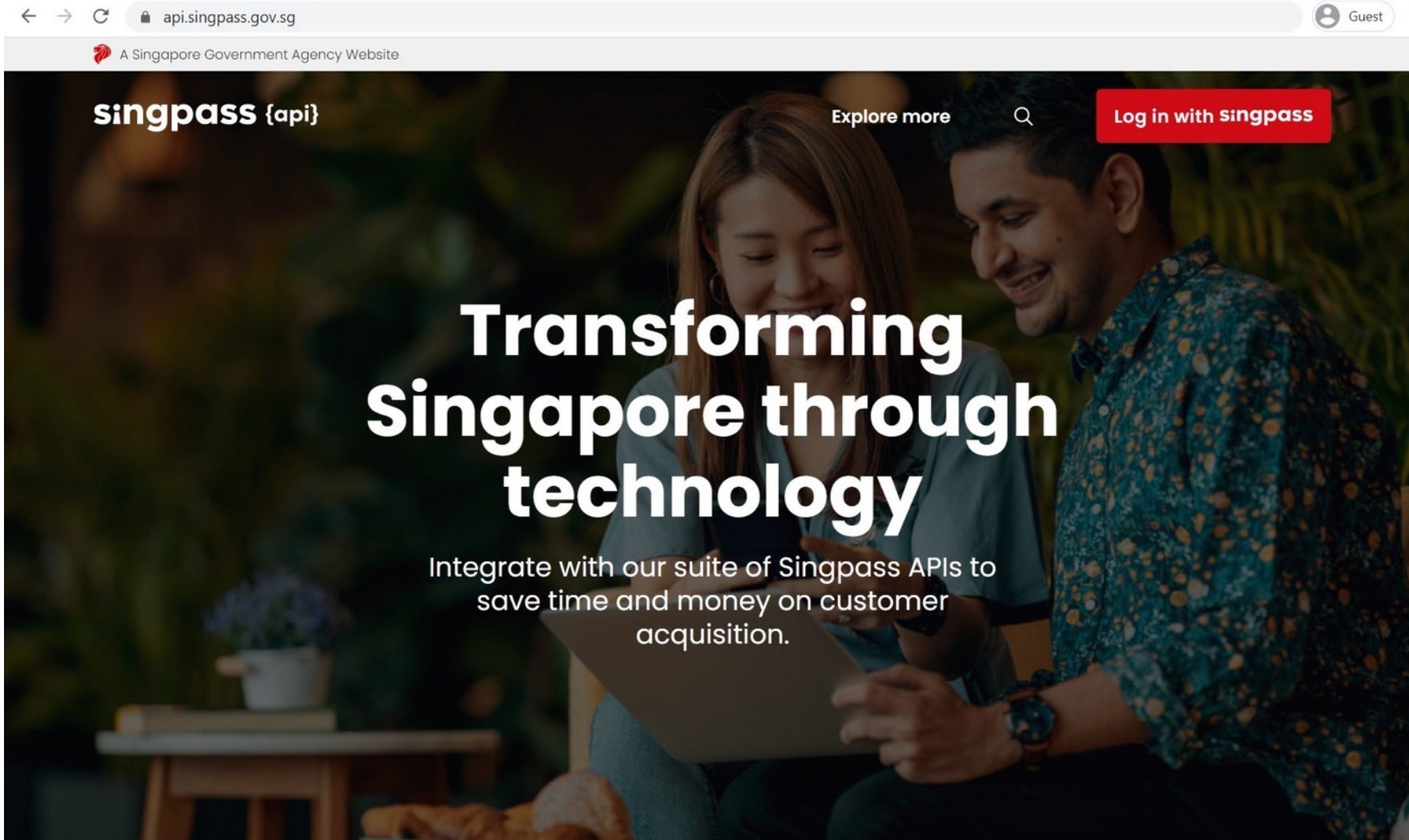


In this guide, you will find how to...

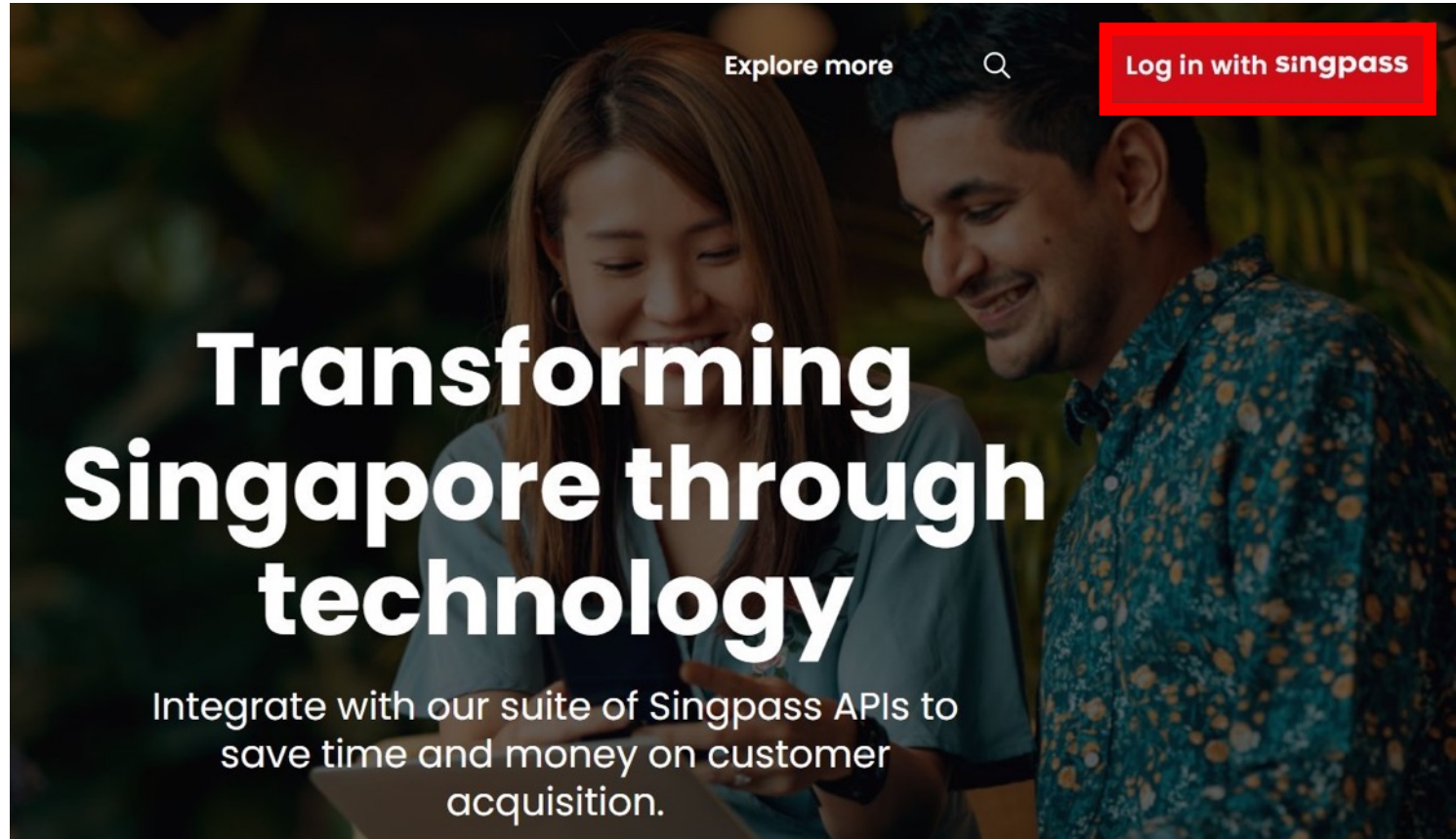
1. | [Login to api portal](#)
2. | [Register for SafeEntry](#)
3. | [Download SafeEntry Poster with QR Code](#)
4. | [Update SafeEntry](#)
5. | [Update Destination List](#)
6. | [Deactivate SafeEntry](#)
7. | [Update Profile](#)

Login to api portal

Go to api portal @ <https://api.singpass.gov.sg>



Login with your Singpass



Ensure that your Corppass account has access to 'NDI API DEVELOPER AND PARTNER PORTAL'

If you can't access, please contact your organisation's Corppass administrator to grant permission for your account


Log in with Singpass

A Singapore Government Agency Website

singpass F | T | F ⓘ 🔍


Advisory Note ^

Your Singpass account contains a lot of personal data. Do not share your username, password and 2FA details with anyone.

 **Log in with Singpass**
Your trusted digital identity

Singpass app Password login

Scan with Singpass app to log in



Don't have Singpass app? [Download now](#)

Register for SafeEntry

After successful login, click Apply For SafeEntry

The screenshot shows the Singpass API dashboard interface. The top navigation bar includes the Singpass logo, a search icon, and a shopping bag icon. The user profile section on the left identifies the user as ANDY LAU from Exclude Co Ltd. The main content area is titled 'SafeEntry QR Code Request' and contains instructions for requesting a QR code, including a list of steps and important notes. A red arrow points to the 'Apply For SafeEntry' option in the left sidebar. Below the main content, there is a section for selecting a premises type, with 'Premises with Address' selected.

singpass {api} Explore more

ANDY LAU
Exclude Co Ltd
(UEN: 198102460H)
[Edit Profile](#)

Dashboard

Services ^

Apply For SafeEntry ←

My SafeEntry

APIs v

Terms of Agreement

Log Out

SafeEntry QR Code Request

Deployment of SafeEntry QR Code is mandatory for places where individuals are likely to be in close proximity for prolonged periods or in enclosed spaces, or where there is high human traffic. For details of the mandatory places, please refer to the advisory [here](#).

To request for SafeEntry QR Code:

1. Provide your details in the form below.
2. An email with QR code attached will be sent to you after a few minutes.

Important:

- Please apply for one QR code per address of operation.
- If your business has multiple premises, please apply separately for each address.
- Businesses are required to place the QR code(s) prominently at entry and exit points.



For more details on the system, please visit <https://go.gov.sg/SafeEntry>.


Select your premises type

Premises with Address
[e.g. Premises with postal code, block number and/or unit number; such as HDB blocks, office buildings, shopping malls, etc.]



Premises without Address
[e.g. Premises without postal code and block number; such as construction sites, open spaces, reservoirs, etc. Such premises could be identified by a Government issued reference number instead.]

Read the Instructions, and select Premises type

singpass {api} Explore more  



ANDY LAU
Exclude Co Ltd
(UEN: 198102460H)
[Edit Profile](#)

- Dashboard
- Services 
- Apply For SafeEntry**
- My SafeEntry
- APIs 
- Terms of Agreement
- Log Out

SafeEntry QR Code Request

Deployment of SafeEntry QR Code is mandatory for places where individuals are likely to be in close proximity for prolonged periods or in enclosed spaces, or where there is high human traffic. For details of the mandatory places, please refer to the advisory [here](#).

To request for SafeEntry QR Code:



1. Provide your details in the form below.
2. An email with QR code attached will be sent to you after a few minutes.

Important:

- Please apply for one QR code per address of operation.
- If your business has multiple premises, please apply separately for each address.
- Businesses are required to place the QR code(s) prominently at entry and exit points.

For more details on the system, please visit <https://go.gov.sg/SafeEntry>.

Select your premises type

-  **Premises with Address**
[e.g. Premises with postal code, block number and/or unit number; such as HDB blocks, office buildings, shopping malls, etc.]
-  **Premises without Address**
[e.g. Premises without postal code and block number; such as construction sites, open spaces, reservoirs, etc. Such premises could be identified by a Government issued reference number instead.]

For Premises with Address, fill up this form and submit

Premises with Address
[e.g. Premises with postal code, block number and/or unit number, such as HDB blocks, office buildings, shopping malls, etc.]

Premises without Address
[e.g. Premises without postal code and block number, such as construction sites, open spaces, reservoirs, etc. Such premises could be identified by a Government issued reference number instead.]

SafeEntry QR Code Request Form ● Please submit one request for each address

Fields marked with asterisk (*) are mandatory.

Address for QR code deployment

* This is a TraceTogether-only SafeEntry Venue: You can find out more about the TraceTogether programme [here](#).

* Postal Code where QR code will be deployed:
E.g. 117438

* Block Number and Road Name:
E.g. 10 Pasir Panjang Rd Government Technology Agency (GOVTECH) Singapore 117438

Floor & Unit Number: # -

Details of QR code deployment

* Venue Name (to be displayed to public on SafeEntry):
E.g. GOVTECH MART

* Enable SafeEntry QR Code Check-In from within SingPass Mobile App:
E.g. Your "Venue Name" will be shown on SingPass Mobile app

* Email Address:

[Submit Request](#)

Note that

a) Venue Name must be unique within your UEN; and

b) Address must be unique within your UEN

Venue Name examples:

- 1) GovTech Shopping Mall
- 2) ABC Eatery (Jurong)
- 3) XXX Pte Ltd - Clementi

For Premises without Address, fill up this form and submit

Select your premises type

Premises with Address
[e.g. Premises with postal code, block number and/or unit number; such as HDB blocks, office buildings, shopping malls, etc.]

Premises without Address
[e.g. Premises without postal code and block number; such as construction sites, open spaces, reservoirs, etc. Such premises could be identified by a Government issued reference number instead.]

SafeEntry QR Code Request Form Please submit one request for each reference number

Fields marked with asterisk (*) are mandatory.

Details of QR code deployment

* This is a TraceTogether-only SafeEntry Venue:

You can find out more about the TraceTogether programme [here](#).

* Venue Name (To be displayed to public on SafeEntry):

E.g. GOVTECH MART

* Reference Number:

E.g. SFA approval no, BCA permit no

* Email Address:

[Submit Request](#)

Note that


a) Venue Name must be unique within your UEN; and

b) Reference Number must be unique within your UEN

For TraceTogether-only SafeEntry venues, turn on this option

SafeEntry QR Code Request Form ! Please submit one request for each address

Address for QR code deployment

* This is a TraceTogether-only SafeEntry Venue:  You can find out more about the TraceTogether programme [here](#).

* Postal Code where QR code will be deployed:
E.g. 117438

* Block Number and Road Name:
E.g. 10 Pasir Panjang Rd Government Technology Agency (GOVTECH) Singapore

Floor & Unit Number: # -

Details of QR code deployment

* Venue Name (To be displayed to public on SafeEntry):
E.g. GOVTECH MART

* Email Address:

From 17 May 2021, SafeEntry (SE) can only be done using TraceTogether App (TT App) or TraceTogether Token (TT Token). This applies to all venues where SE is mandatory (called TT-only SE). Please check if your venue is required to implement TT-only SE [here](#).

You do not need to activate the TT-only SE mode, as **it will be automatically activated in the SafeEntry system on 17 May at 12am.**

For more information, please refer to [Smart Nation Singapore Press Release \[4th May 2021\] TraceTogether-Only SafeEntry Brought Forward To 17 May 2021 To Enhance Coverage And Speed of Contract Tracing](#)

Confirm creation of SafeEntry

SafeEntry QR Code Request Form ⓘ Please submit one request for each address

Address for QR code deployment

* This is a TraceTogether-only SafeEntry Venue:
 You can find out more about the TraceTogether programme [here](#).

* Postal Code where QR code will be deployed:
 E.g. 117438

* Block Number and Road Name:
 E.g. 10 Pasir Panjang Road, Singapore 117438

Floor & Unit Number: #

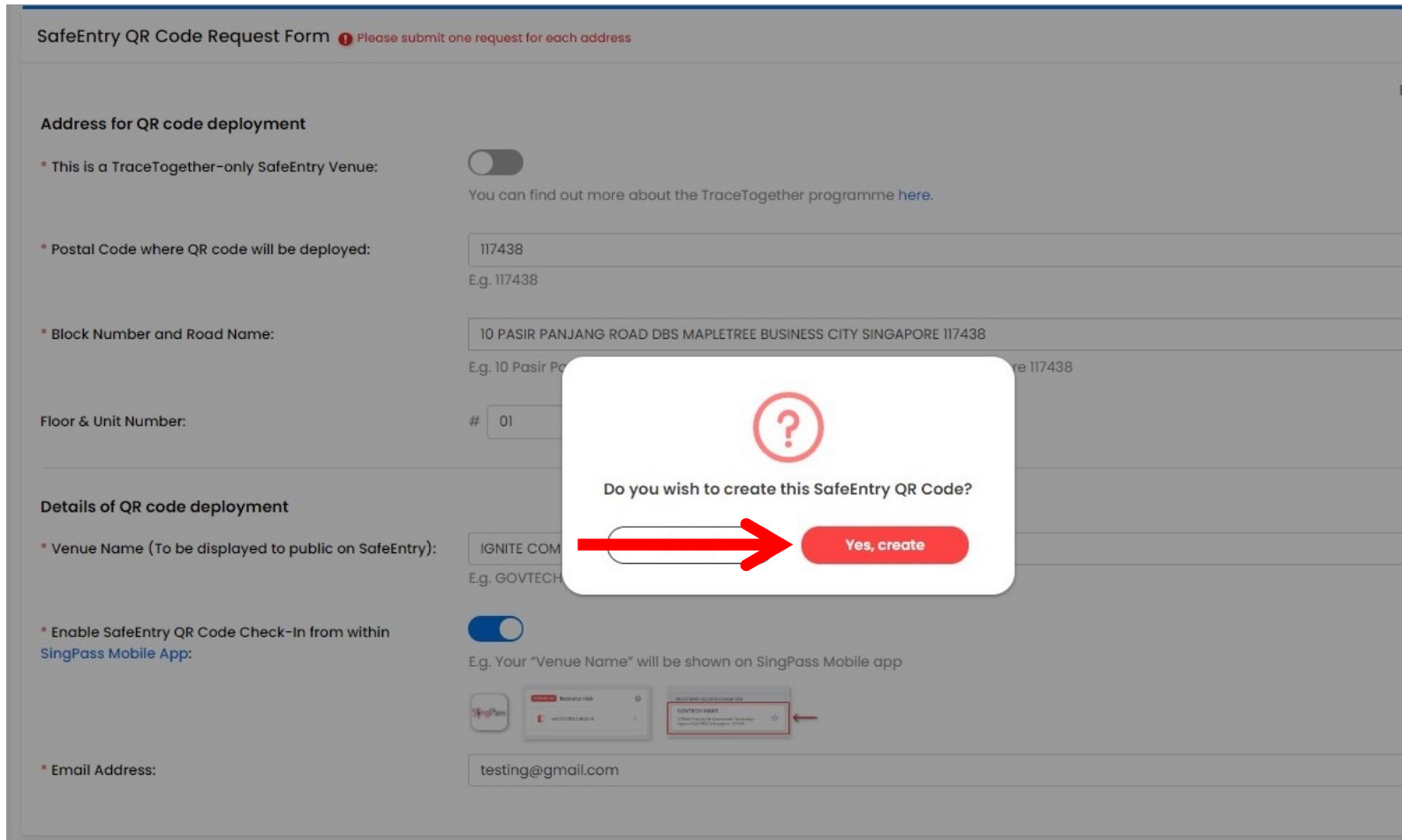
Details of QR code deployment

* Venue Name (To be displayed to public on SafeEntry):
 E.g. GOVTECH

* Enable SafeEntry QR Code Check-In from within SingPass Mobile App:
 E.g. Your "Venue Name" will be shown on SingPass Mobile app

* Email Address:

Do you wish to create this SafeEntry QR Code?



Go to My SafeEntry to check created apps

A Singapore Government Agency Website

singpass {api} Explore more 🔍 📁

[Home](#) / [Dashboard](#) / [My SafeEntry Apps](#)

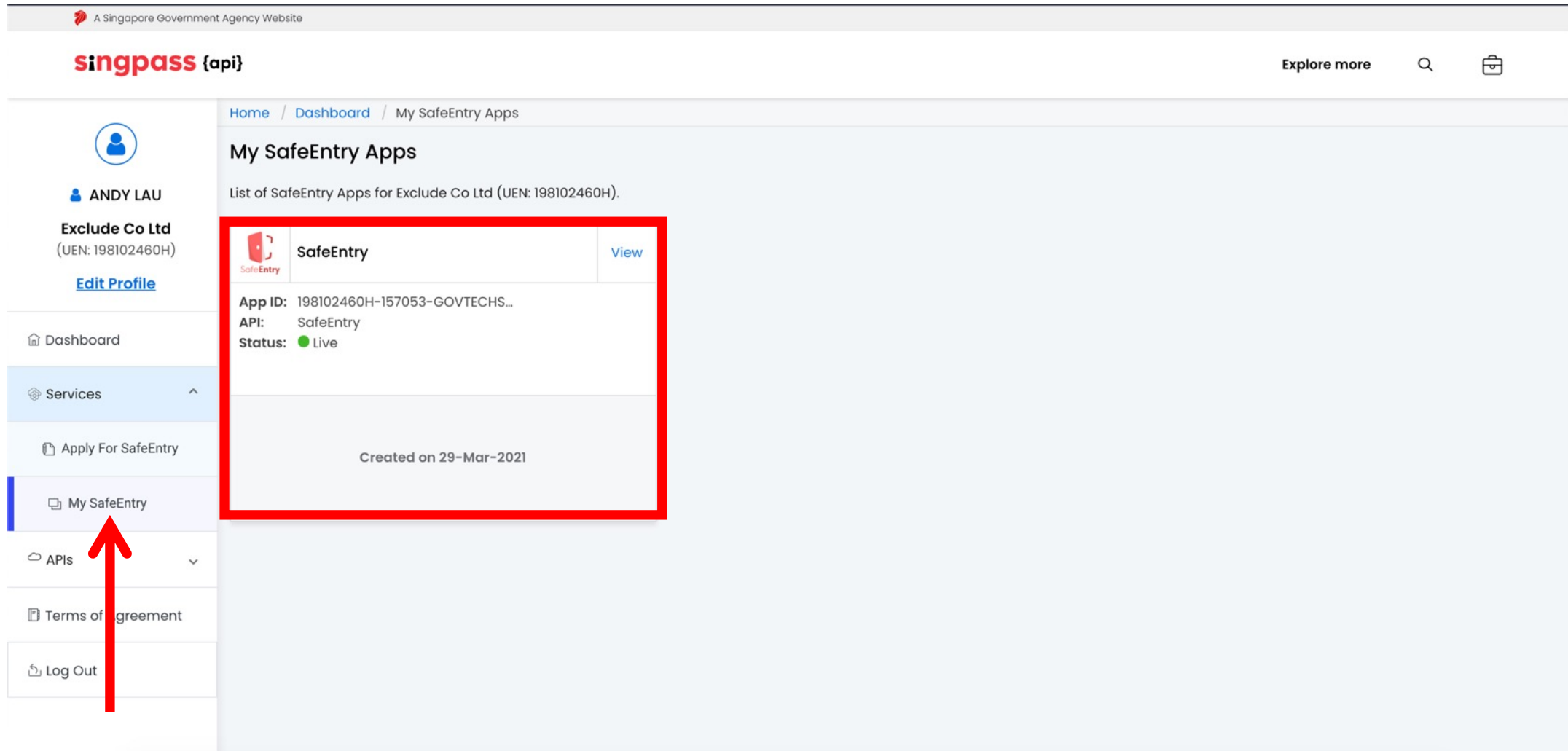
My SafeEntry Apps

List of SafeEntry Apps for Exclude Co Ltd (UEN: 198102460H).

SafeEntry	View
<p>App ID: 198102460H-157053-GOVTECHS...</p> <p>API: SafeEntry</p> <p>Status: ● Live</p>	
Created on 29-Mar-2021	

Navigation Menu:

- Dashboard
- Services ^
- Apply For SafeEntry
- My SafeEntry**
- APIs ▾
- Terms of Agreement
- Log Out



Download SafeEntry Poster with QR Code


After successful login, click Dashboard and select the SafeEntry App

A Singapore Government Agency Website

singpass {api} Explore more 🔍 📁

Home / Dashboard

Dashboard

 **Good Evening, WATTNANARANARM TIWARAT!**
Welcome back to your account dashboard. Here are some useful information to help you get things done tonight.

8 API App(s) Pending Action

Got new product to integrate with Singpass APIs and services?
[+ New Linkup Request](#)

Services

My SafeEntry Apps

12345678A-20875I-INBADCOMPANY-SE	SafeEntry	Deactivated
12345678A-984950-OSCARINTERIORDESIGNPTELTD-SE	SafeEntry	Live
12345678A-910390-SPCQUEENSWAY-SE	SafeEntry	Live
12345678A-412607-AMUDHINITRADINGPTELTD-SE	SafeEntry	Live

API



My API Linkup Requests

21032323197YLBK	test adding cpf withdrawal
21030851287QYJX	TEST-DOWNLOAD-FILE
21022514803VYZN	test
21022413602GGDC	testexcel

My API Apps



WATTNANARANARM TIWARAT
ABC Business (NEN: 12345678A)
[Edit Profile](#)

[Dashboard](#)
[Services](#)
[APIs](#)
[Terms of Agreement](#)
[Log Out](#)




Click to download your SafeEntry poster



A Singapore Government Agency Website

singpass {api} Explore more  

Home / Dashboard / My Apps / App Details

 **ANDY LAU**
Exclude Co Ltd
(UEN: 198102460H)
[Edit Profile](#)

App ID: 198102460H-157053-GOVTECHSHOPPINGMALL-SE
Status: ● Live
[Click here to configure your destinations list](#)

 **White poster with QR code - English [Default]**
White poster with QR code - English [Default] 
[Download Venue Poster](#)

SafeEntry Update Form

Fields marked with asterisk (*) are mandatory.

Address for QR code deployment

* This is a TraceTogether-only SafeEntry Venue:

* Postal Code where QR code will be deployed:
E.g. 117438

* Block Number and Road Name:

Floor & Unit Number: # -

Details of QR code deployment

To download multiple SafeEntry posters, click View All

The screenshot shows the Singpass (api) dashboard for a user named GOVTECH USER. The dashboard includes a navigation sidebar on the left with options like Dashboard, Services, APIs, Terms of Agreement, and Log Out. The main content area is divided into several sections: a welcome message, a notification for a pending API app, a section for new product integrations, and two main data tables. The 'Services' table lists 'My SafeEntry Apps' with columns for app ID, name, and status (all deactivated). The 'API' table lists 'My API Linkup Requests' and 'My API Apps' with columns for app ID, name, and status. A red arrow points to the 'View All' link at the bottom of the 'My SafeEntry Apps' table.

Services

My SafeEntry Apps		
180000001W-351739-SHAKEDOWNDP2-SE	SafeEntry	Deactivated
180000001W-544574-GOVERNMENTTECHNOLOGYAGENCY-SE	SafeEntry	Deactivated
180000001W-441621-GOVERNMENTTECHNOLOGYAGENCY-SE	SafeEntry	Deactivated
180000001W-852282-GOVERNMENTTECHNOLOGYAGENCY-SE	SafeEntry	Deactivated
180000001W-343228-GOVTECHSHAKEDOWN3-SE	SafeEntry	Deactivated

[View All →](#)

API

My API Linkup Requests		My API Apps	
20111152224BKTA	MIB Test App Shakedown		
20091048784GWNL	SE API Shakedown		
20082755716WNZD	Verify Shakedown 27Aug20		
20050968205ZD	test prod shakedown verify app		

[View All →](#)

Select your venues, and click Download Multiple Posters


A Singapore Government Agency Website

singpass {api} Explore more 🔍 📁

Home / Dashboard / My SafeEntry Apps

My SafeEntry Apps



List of SafeEntry Apps for GOVERNMENT TECHNOLOGY AGENCY (UEN: 180000001W).

[Download Multiple Posters](#) 

<input type="checkbox"/>	Venue name	Address/Ref No
<input checked="" type="checkbox"/>	GOVERNMENT TECHNOLOGY AGENCY A	BLOCK A, GOVTECH AVENUE, SINGAPORE 512345
<input type="checkbox"/>	GOVERNMENT TECHNOLOGY AGENCY B	BLOCK A, GOVTECH AVENUE, SINGAPORE 512345
<input checked="" type="checkbox"/>	GOVERNMENT TECHNOLOGY AGENCY C	BLOCK A, GOVTECH AVENUE, SINGAPORE 512345
<input type="checkbox"/>	GOVERNMENT TECHNOLOGY AGENCY D	BLOCK A, GOVTECH AVENUE, SINGAPORE 512345
<input type="checkbox"/>	GOVERNMENT TECHNOLOGY AGENCY E	BLOCK A, GOVTECH AVENUE, SINGAPORE 512345
<input type="checkbox"/>	GOVERNMENT TECHNOLOGY AGENCY F (in-active)	BLOCK A, GOVTECH AVENUE, SINGAPORE 512345
<input type="checkbox"/>	GOVERNMENT TECHNOLOGY AGENCY G	BLOCK A, GOVTECH AVENUE, SINGAPORE 512345
<input type="checkbox"/>	GOVERNMENT TECHNOLOGY AGENCY H (in-active)	BLOCK A, GOVTECH AVENUE, SINGAPORE 512345
<input type="checkbox"/>	GOVERNMENT TECHNOLOGY AGENCY I (in-active)	BLOCK A, GOVTECH AVENUE, SINGAPORE 512345
<input type="checkbox"/>	GOVERNMENT TECHNOLOGY AGENCY J	BLOCK A, GOVTECH AVENUE, SINGAPORE 512345

Items per page: 10 1 - 10 of 45 < >

Left Sidebar:

- GOVTECH USER
- GOVERNMENT TECHNOLOGY AGENCY (UEN: 180000001W)
- [Edit Profile](#) 
- Dashboard
- Services 
- APIs
- Terms of Agreement
- Log Out

Click OK

A Singapore Government Agency Website

singpass {api} Explore more

Home / Dashboard / My SafeEntry Apps

My SafeEntry Apps

List of SafeEntry Apps for GOVERNMENT TECHNOLOGY AGENCY (UEN: 180000001W).

Download Multiple Posters

<input type="checkbox"/>	Venue name	
<input checked="" type="checkbox"/>	GOVERNMENT TECHNOLOGY AGENCY A	TECH AVENUE, SINGAPORE 512345
<input type="checkbox"/>	GOVERNMENT TECHNOLOGY AGENCY B	TECH AVENUE, SINGAPORE 512345
<input checked="" type="checkbox"/>	GOVERNMENT TECHNOLOGY AGENCY C	TECH AVENUE, SINGAPORE 512345
<input type="checkbox"/>	GOVERNMENT TECHNOLOGY AGENCY D	TECH AVENUE, SINGAPORE 512345
<input type="checkbox"/>	GOVERNMENT TECHNOLOGY AGENCY E	TECH AVENUE, SINGAPORE 512345
<input type="checkbox"/>	GOVERNMENT TECHNOLOGY AGENCY F (in-active)	TECH AVENUE, SINGAPORE 512345
<input type="checkbox"/>	GOVERNMENT TECHNOLOGY AGENCY G	TECH AVENUE, SINGAPORE 512345
<input type="checkbox"/>	GOVERNMENT TECHNOLOGY AGENCY H (in-active)	BLOCK A, GOVTECH AVENUE, SINGAPORE 512345
<input type="checkbox"/>	GOVERNMENT TECHNOLOGY AGENCY I (in-active)	BLOCK A, GOVTECH AVENUE, SINGAPORE 512345
<input type="checkbox"/>	GOVERNMENT TECHNOLOGY AGENCY J	BLOCK A, GOVTECH AVENUE, SINGAPORE 512345

Download SafeEntry Posters

Proceed to download SafeEntryPosters.zip containing the following SafeEntry Posters:
GOVERNMENT TECHNOLOGY AGENCY TEST
GOVERNMENT TECHNOLOGY AGENCY

Cancel OK

Items per page: 10 1 - 10 of 45

Update SafeEntry


After successful login, click Dashboard and select the SafeEntry App

A Singapore Government Agency Website

singpass {api} Explore more 🔍 📁

Home / Dashboard

Dashboard





 **Good Evening, WATTNANARANARM TIWARAT!**
Welcome back to your account dashboard. Here are some useful information to help you get things done tonight.

8 API App(s) Pending Action

Got new product to integrate with Singpass APIs and services?
[+ New Linkup Request](#)





Services

My SafeEntry Apps

 12345678A-208751-INBADCOMPANY-SE	Deactivated
 12345678A-984950-OSCARINTERIORDESIGNPTELT-SE	Live
 12345678A-910390-SPCQUEENSWAY-SE	Live
 12345678A-412607-AMUDHINITRADINGPTELT-SE	Live

API

My API Linkup Requests | My API Apps

 21032323197YLBK	test adding cpf withdrawal
 21030851287QYJX	TEST-DOWNLOAD-FILE
 21022514803VYZN	test
 21022413602GGDC	testexcel

WATTNANARANARM TIWARAT
ABC Business (UEN: 12345678A)
[Edit Profile](#)

- Dashboard
- Services
- APIs
- Terms of Agreement
- Log Out

Edit and click Update Request

[Terms of Agreement](#)
[Log Out](#)

* Postal Code where QR code will be deployed:
E.g. 117438


* Block Number and Road Name:

Floor & Unit Number: # -

Details of QR code deployment

* Venue Name (To be displayed to public on SafeEntry):
E.g. GOVTECH MART

* Enable SafeEntry Check-In from within SingPass Mobile App:
E.g. Your "Venue Name" will be shown on SingPass Mobile app



* Email Address:

Destinations List (To change the order, drag and drop the destination)
Destination list will be created with two or more destinations indicated

Configure your list of destinations here [Add Destination](#)

[← Back to Listing](#) [Deactivate App](#) [Update Request](#)



Click Yes, update

Services

APIs

Terms of Agreement

Log Out

Address for QR code deployment

* This is a TraceTogether-only SafeEntry Venue:

You can find out more about the TraceTogether programme [here](#).

* Postal Code where QR code will be deployed:
E.g. 117438

* Block Number and Road Name:


Floor & Unit Number: # -

Details of QR code deployment

* Venue Name (To be displayed to public on SafeEntry):

* Enable SafeEntry Check-In from within SingPass Mobile App:

E.g. Your "Venue Name" will be shown on SingPass Mobile app



* Email Address:

Your SafeEntry App has been successfully updated

The screenshot displays the 'Address for QR code deployment' section of the SafeEntry app management interface. A central white notification box with a green checkmark icon and the text 'SafeEntry venue updated successfully.' is overlaid on the form. Below the notification, a red box highlights a 'GOVTECH MART' app icon in a mobile app store listing, with a red arrow pointing to it. The background form includes fields for postal code (117438), block number and road name (10 PASIR PANJANG ROAD DBS MAPLETREE BUSINESS CITY SINGAPORE 117438), and email address (testing@gmail.com). Navigation buttons at the bottom include 'Back to Listing', 'Deactivate App', and 'Update Request'.

Address for QR code deployment

- * This is a TraceTogether-only SafeEntry Venue:
- * Postal Code where QR code will be deployed: 117438
E.g. 117438
- * Block Number and Road Name: 10 PASIR PANJANG ROAD DBS MAPLETREE BUSINESS CITY SINGAPORE 117438
- Floor & Unit Number:

Details of QR code deployment

- * Venue Name (To be displayed to public on SafeEntry):
- * Enable SafeEntry Check-In from within SingPass Mobile App:
- * Email Address: testing@gmail.com

Notification: SafeEntry venue updated successfully. Please proceed to download your SafeEntry posters and display them prominently at entry and exit points.

Mobile App Store Listing: GOVTECH MART

Navigation: Back to Listing, Deactivate App, Update Request

Update Destination List

* Destination refers to units, areas or levels that belongs to your business. Note that if you are the building manager, you should not configure for tenants that do not belong to your UEN.


After successful login, click Dashboard and select the SafeEntry App

A Singapore Government Agency Website

singpass {api} Explore more 🔍 🛒

Home / Dashboard

Dashboard

 **Good Evening, WATTNANARANARM TIWARAT!**
Welcome back to your account dashboard. Here are some useful information to help you get things done tonight.

8 API App(s) Pending Action

Got new product to integrate with Singpass APIs and services?
[+ New Linkup Request](#)

Services

My SafeEntry Apps

App ID	Status
12345678A-208751-INBADCOMPANY-SE	Deactivated
12345678A-984950-OSCARINTERIORDESIGNPTELTD-SE	Live
12345678A-910390-SPCQUEENSWAY-SE	Live
12345678A-412607-AMUDHINITRADINGPTELTD-SE	Live

API

My API Linkup Requests | My API Apps

Request ID	Description
21032323197YLBK	test adding cpf withdrawal
21030851287QYJX	TEST-DOWNLOAD-FILE
21022514803VYZN	test
21022413602GGDC	testexcel


WATTNANARANARM TIWARAT
ABC Business
(UEN: 12345678A)
[Edit Profile](#)

- Dashboard
- Services
- APIs
- Terms of Agreement
- Log Out

Click here to configure your destination list

Home / Dashboard / My Apps / App Details

App ID: 53235249A-50316-GOVTECHCANTEEN2-SE
Status: ● Live

[Click here to configure your destinations list](#) 

White poster with QR code - English [Default]
White poster with QR code - English [Default] v

[Download Venue Poster](#)

This button will only be displayed if you do not have an existing destination configured.

To update an existing destination list, scroll down to Add or Remove Destination.

Fields marked with asterisk (*) are mandatory.

but the TraceTogether programme [here](#).

DBS MAPLETREE BUSINESS CITY SINGAPORE 117438

00

Details of QR code deployment

* Venue Name (To be displayed to public on SafeEntry):
GOVTECH CANTEEN2
E.g. GOVTECH MART

* Email Address:
testing@gmail.com

[← Back to Listing](#) [Deactivate App](#) [Update Request](#)

Click here to configure your destination list

SafeEntry Update Form

Fields marked with asterisk (*) are mandatory.

Address for QR code deployment

* This is a TraceTogether-only SafeEntry Venue:

You can find out more about the TraceTogether programme [here](#).

* Postal Code where QR code will be deployed:
E.g. 117438

* Block Number and Road Name:

Floor & Unit Number: # -

Details of QR code deployment

* Venue Name (To be displayed to public on SafeEntry):
E.g. GOVTECH MART

* Email Address:

Destinations List (To change the order, drag and drop the destination)
Destination list will be created with two or more destinations indicated

Configure your list of destinations here

[← Back to Listing](#) [Deactivate App](#) [Add Destination](#) [Update Request](#)

Note that

Destination list can only be created if there are more than two locations

Enter Destination Name, and click Ok, Add

The screenshot shows the 'Address for QR code deployment' section of the SafeEntry interface. A modal window titled 'Add Destination' is overlaid on the form, prompting the user to 'Enter Destination Name'. The modal contains a text input field with 'Main Office' entered and a red 'Ok, Add' button. A red arrow points from the input field to the button. The background form includes fields for 'Postal Code where QR code will be deployed' (117438), 'Block Number and Road Name' (10 PASIR PANJANG ROAD DBS MAPLETREE BUSINESS CITY SINGAPORE 117438), and 'Floor & Unit Number' (# 10 - 01). Below the modal, the 'Details of QR code deployment' section is visible, with fields for 'Venue Name (To be displayed to public on SafeEntry):', 'Enable SafeEntry Check-In from within SingPass Mobile App:', and 'Email Address:'. At the bottom of the form, there is a 'Destinations List' section and an 'Add Destination' button.

Address for QR code deployment

* This is a TraceTogether-only SafeEntry Venue:

You can find out more about the TraceTogether programme [here](#).

* Postal Code where QR code will be deployed:
E.g. 117438

* Block Number and Road Name:

Floor & Unit Number: # -

Details of QR code deployment

* Venue Name (To be displayed to public on SafeEntry):
E.g. GOVT

* Enable SafeEntry Check-In from within SingPass Mobile App:
E.g. You

* Email Address:

Destinations List (To change the order, drag and drop the destination)
Destination list will be created with two or more destinations indicated

Configure your list of destinations here

[Add Destination](#)

[← Back to Listing](#) [Deactivate App](#) [Update Request](#)

To delete existing Destination, click Delete

SafeEntry Update Form

Download Venue Poster

Fields marked with asterisk (*) are mandatory.

Address for QR code deployment

* This is a TraceTogether-only SafeEntry Venue:

You can find out more about the TraceTogether programme [here](#).

* Postal Code where QR code will be deployed:
E.g. 117438

* Block Number and Road Name:

Floor & Unit Number: # -

Details of QR code deployment

* Venue Name (To be displayed to public on SafeEntry):
E.g. GOVTECH MART

* Enable SafeEntry Check-in from within SingPass Mobile App:

E.g. Your "Venue Name" will be shown on SingPass Mobile app

* Email Address:

Destinations List (To change the order, drag and drop the destination)
Destination list will be created with two or more destinations indicated

Configure your list of destinations here

Name: Main Office ID: MAINOFFICE	Delete Edit
Name: Resting Area ID: RESTINGAREA	Download Destination Posters Delete Edit
Name: Security Corner ID: SECURITYCORNER	Download Destination Posters Delete Edit

[Add Destination](#)

[Back to Listing](#) [Deactivate App](#) [Update Request](#)

To edit existing Destination, click Edit

SafeEntry Update Form

Download Venue Poster

Fields marked with asterisk (*) are mandatory.

Address for QR code deployment

* This is a TraceTogether-only SafeEntry Venue:

You can find out more about the TraceTogether programme [here](#).

* Postal Code where QR code will be deployed:
E.g. 117438

* Block Number and Road Name:


Floor & Unit Number: # -

Details of QR code deployment

* Venue Name (To be displayed to public on SafeEntry):
E.g. GOVTECH MART

* Enable SafeEntry Check-In from within SingPass Mobile App:

E.g. Your "Venue Name" will be shown on SingPass Mobile app



* Email Address:

Destinations List (To change the order, drag and drop the destination)
Destination list will be created with two or more destinations indicated

Configure your list of destinations here

Add Destination

Name: Main Office ID: MAINOFFICE	Download Destination Posters	Delete	Edit
Name: Resting Area ID: RESTINGAREA	Download Destination Posters	Delete	Edit
Name: Security Corner ID: SECURITYCORNER	Download Destination Posters	Delete	Edit

← Back to Listing Deactivate App Update Request

Enter Destination Name, and click Yes, update

Floor & Unit Number: # -

Details of QR code deployment

* Venue Name (To be displayed to public on SafeEntry):
E.g. GOVTECH MART

* Enable SafeEntry Check-In from within SingPass Mobile App:


* Email Address:

Destinations List (To change the order, drag destinations to the desired position. Destination list will be created with two or more destinations indicated)

Configure your list of destinations here [Add Destination](#)

Name: Main Office ID: MAINOFFICE	Download Destination Posters	Delete	Edit
Name: Resting Area ID: RESTINGAREA	Download Destination Posters	Delete	Edit
Name: Security Post ID: SECURITYPOST	Download Destination Posters	Delete	Edit

[← Back to Listing](#) [Deactivate App](#) [Update Request](#)



Do you wish to update this SafeEntry QR Code?

[No, cancel](#) [Yes, update](#)

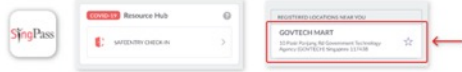
Click Update Request to submit your update

Floor & Unit Number: # -

Details of QR code deployment

* Venue Name (To be displayed to public on SafeEntry):
E.g. GOVTECH MART

* Enable SafeEntry Check-In from within SingPass Mobile App:
E.g. Your "Venue Name" will be shown on SingPass Mobile app




* Email Address:

Destinations List (To change the order, drag and drop the destination)
Destination list will be created with two or more destinations indicated

Configure your list of destinations here [Add Destination](#)

Name: Main Office ID: MAINOFFICE	Download Destination Posters	Delete	Edit
Name: Resting Area ID: RESTINGAREA	Download Destination Posters	Delete	Edit
Name: Security Post ID: SECURITYPOST	Download Destination Posters	Delete	Edit

[← Back to Listing](#) [Deactivate App](#)  [Update Request](#)

Click Yes, update

Floor & Unit Number: # -

Details of QR code deployment

* Venue Name (To be displayed to public on SafeEntry):
E.g. GOVTECH MART

* Enable SafeEntry Check-In from within SingPass Mobile App:


* Email Address:

Destinations List (To change the order, drag and drop the destination)
Destination list will be created with two or more destinations indicated

Configure your list of destinations here [Add Destination](#)

Name: Main Office ID: MAINOFFICE	Download Destination Posters	Delete	Edit
Name: Resting Area ID: RESTINGAREA	Download Destination Posters	Delete	Edit
Name: Security Post ID: SECURITYPOST	Download Destination Posters	Delete	Edit

[← Back to Listing](#) [Deactivate App](#) [Update Request](#)



Do you wish to update this SafeEntry QR Code?

[Yes, update](#)

Your SafeEntry App has been successfully updated.

The screenshot displays the SafeEntry app configuration interface. A central white modal box with a green checkmark icon contains the following text:

SafeEntry venue updated successfully.

Please proceed to download your SafeEntry posters and display them prominently at entry and exit points.

A red arrow points to the blue **OK** button at the bottom of the modal.

The background interface includes the following elements:

- Floor & Unit Number:** # 10 - 01
- Details of QR code deployment**
 - Venue Name (To be displayed to public on SafeEntry):** GOVTECH SHOPPING MALL (E.g. GOVTECH MART)
 - Enable SafeEntry Check-In from within SingPass Mobile App:** (Toggle switch is turned on)
 - Email Address:** (Input field)
- Destinations List (To change the order, drag...)**
 - Destination list will be created with two or more destinations.
 - Buttons: [Add Destination](#), [Download Destination Posters](#), [Delete](#), [Edit](#)
- Bottom Navigation:** [← Back to Listing](#), [Deactivate App](#), [Update Request](#)

Deactivate SafeEntry


After successful login, click Dashboard and select the SafeEntry App

A Singapore Government Agency Website

singpass {api} Explore more 🔍 📁

Home / Dashboard

Dashboard

 **Good Evening, WATTNANARANARM TIWARAT!**
Welcome back to your account dashboard. Here are some useful information to help you get things done tonight.

8 API App(s) Pending Action

Got new product to integrate with Singpass APIs and services?
[+ New Linkup Request](#)

Services

My SafeEntry Apps

12345678A-208751-INBADCOMPANY-SE	SafeEntry	Deactivated
12345678A-984950-OSCARINTERIORDESIGNPTELTD-SE	SafeEntry	Live
12345678A-910390-SPCQUEENSWAY-SE	SafeEntry	Live
12345678A-412607-AMUDHINIRADINGPTELTD-SE	SafeEntry	Live

API

My API Linkup Requests

21032323197YLBK	test adding cpf withdrawal
21030851287QYJX	TEST-DOWNLOAD-FILE
21022514803VYZN	test
21022413602GGDC	testexcel

My API Apps

21032323197YLBK	test adding cpf withdrawal
21030851287QYJX	TEST-DOWNLOAD-FILE
21022514803VYZN	test
21022413602GGDC	testexcel

Navigation: Dashboard (highlighted with red arrow), Services, APIs, Terms of Agreement, Log Out

Click Deactivate App

The screenshot shows the Singpass API interface for an app. The user is ANDY LAU from Exclude Co Ltd. The app ID is 198102460H-924962-CONSTRUCTIONSITEB-SE and its status is Live. A blue button labeled 'Click here to configure your destinations list' is visible. Below this is the 'SafeEntry Update Form' with a 'Details of QR code deployment' section. A red arrow points to the 'Deactivate App' button at the bottom of the form. A blue dashed box highlights the 'Deactivate App' button and the 'Update Request' button.

singpass {api} Explore more 🔍 📁

Home / Dashboard / My Apps / App Details

App ID: 198102460H-924962-CONSTRUCTIONSITEB-SE
Status: ● Live

[Click here to configure your destinations list](#)

White poster with QR code - English[Default]
White poster with QR code - English[Default] ▼
[Download Venue Poster](#)

SafeEntry Update Form

Fields marked with asterisk (*) are mandatory.

Details of QR code deployment

* This is a TraceTogether-only SafeEntry Venue:

You can find out more about the TraceTogether programme [here](#).

* Venue Name (To be displayed to public on SafeEntry):
E.g. GOVTECH MART

* Reference Number:
E.g. SFA approval no, BCA permit no

* Email Address:

[← Back to Listing](#) [Deactivate App](#) [Update Request](#)

Please ensure that you have deactivated the correct app.

Once deactivated, you will not be able to retrieve the app.

Click Yes, deactivate

The screenshot displays the Singpass API dashboard for a user named Andy Lau. The main content area shows the 'SafeEntry Update Form' for an app with ID 198102460H-924962-CONSTRUCTIONSITEB-SE. A modal dialog box is overlaid on the form, asking 'Are you sure you want to deactivate your app?'. The dialog has two buttons: 'Cancel' and 'Yes, deactivate'. A red arrow points from the 'Cancel' button to the 'Yes, deactivate' button. The background form includes fields for 'Venue Name', 'Reference Number', and 'Email Address', all marked as mandatory. A 'Deactivate App' button is visible at the bottom of the form.

singpass {api} Explore more 🔍 📁

Home / Dashboard / My Apps / App Details

App ID: 198102460H-924962-CONSTRUCTIONSITEB-SE
Status: ● Live

[Click here to configure your destinations list](#)

White poster with QR code - English [Default]
White poster with QR code - English [Default] ▼
[Download Venue Poster](#)

SafeEntry Update Form

Details of QR code deployment

- * This is a TraceTogether-only SafeEntry Venue:
- * Venue Name (To be displayed to public on SafeEntry):
E.g. GOVTECH MART
- * Reference Number:
BCA-BE-123456
E.g. SFA approval no, BCA permit no
- * Email Address:
test@gmail.com



Fields marked with asterisk (*) are mandatory.

[← Back to Listing](#) [Deactivate App](#) [Update Request](#)

Your SafeEntry App has been successfully deactivated.

The screenshot shows the Singpass API dashboard for a user named Andy Lau. The main content area displays the details for a SafeEntry application with ID 198102460H-924962-CONSTRUCTIONSITEB-SE, which is currently in a 'Live' status. A modal dialog box is centered on the screen, featuring a green checkmark icon and the text: 'Your SafeEntry Application has been successfully deactivated.' A red arrow points to the 'OK' button on the modal. The background dashboard includes a sidebar with navigation options like 'Dashboard', 'Services', and 'Log Out', and a main area with a 'SafeEntry Update Form' containing fields for Venue Name, Reference Number, and Email Address. A 'Deactivate App' button is visible at the bottom of the form area.

Your SafeEntry App has been successfully deactivated.

singpass {api} Explore more  

Home / Dashboard / My Apps / App Details

App ID: 198102460H-924962-CONSTRUCTIONSITEB-SE

Status: Deactivated

White poster with QR code - English[Default]
White poster with QR code - English[Default] v

Once deactivated, you will not be able to activate it again.

SafeEntry Update Form

Fields marked with asterisk (*) are mandatory.

Details of QR code deployment

* This is a TraceTogether-only SafeEntry Venue:

You can find out more about the TraceTogether programme [here](#).

* Venue Name (To be displayed to public on SafeEntry):
E.g. GOVTECH MART

* Reference Number:
E.g. SFA approval no, BCA permit no

* Email Address:

[← Back to Listing](#) [Deactivated](#)

Update Profile


After successful login, click Edit Profile


The screenshot displays the Singpass API dashboard interface. At the top left, the 'singpass {api}' logo is visible. The user's name 'WANG KAI XIN' and UEN 'T99LL1997E' are shown in the profile section. A red arrow points to the 'Edit Profile' link. The dashboard content includes a welcome message, a 'New Linkup Request' button, and a 'We are waiting!' message.

singpass {api} Explore more 🔍 📁

Home / Dashboard


Dashboard

 **Good Evening, WANG KAI XIN!**
Welcome to your account dashboard.
Start integrating your apps by going through our API specification and tutorials. Once the app is ready, click the "New Linkup Request" button below to proceed to submit a linkup request.

Services  API

Got a product that can integrate with NDI Services and APIs?

[+ New Linkup Request](#)



We are waiting!
We are still waiting for your linkup request submission.

Left Sidebar:

- WANG KAI XIN
NA
(UEN: T99LL1997E)
[Edit Profile](#)
- Dashboard
- Services
- APIs
- Terms of Agreement
- Log Out

Update Email Address field, then click Update

A Singapore Government Agency Website

singpass {api} Explore more 🔍 📁

[Home](#) / [Dashboard](#) / [Edit Profile](#)

Edit Profile

User Profile

UEN	198102460H
Company Name	Exclude Co Ltd
Display Name	ANDY LAU
Email Address*	<input type="text" value="test@testing.com"/> ←

[Update](#) [← Back to Dashboard](#)

ANDY LAU
Exclude Co Ltd
(UEN: 198102460H)
[Edit Profile](#)

[Dashboard](#)
[Services](#) ^
[Apply For SafeEntry](#)
[My SafeEntry](#)
[APIs](#) v

END
